

# PROGRESS ON THE SUSTAINABLE DEVELOPMENT GOALS THE GENDER SNAPSHOT 2024



## Snapshot of gender equality across the Sustainable Development Goals



At current rates, it will take an additional **137 years** to **END EXTREME POVERTY** among women.

Social protection is key for poverty eradication, yet

**50.1%** of women are covered by at least one social protection benefit, compared to **54.6%** of men.



There are

**47.8 million more**

moderately or severely food insecure **WOMEN** than men.

Closing the gender gap in farm productivity and the wage gap in food systems would reduce the number of **FOOD-INSECURE PEOPLE** by

**45 million.**



**CONFLICT** and **DISPLACEMENT** are key risk factors for women's physical and mental health.

In Sudan, around

**1.2 million PREGNANT AND BREASTFEEDING WOMEN** are expected to suffer from malnutrition and face complications during delivery.



Today, **119.3 million GIRLS** remain out of school, down by **5.4 million** since 2015.

The annual global cost of the education skills deficit surpasses **\$10 trillion**, more than the GDP of France and Japan combined.

In sub-Saharan Africa, the cost is **\$210 billion**, exceeding

**10%** of the GDP in this region.



Discriminatory legal frameworks prevail in many parts of the world.

In **18%** of countries, women do not have equal rights to confer citizenship to their spouses and their children.

**54%** of countries do not have laws that base the legal definition of rape on the lack of freely given consent.

In **51%** of countries, there is at least one restriction preventing women from doing the same jobs as men.

**72%** of countries set the minimum age of marriage below 18 years, with no legal exceptions, for both women and men.

**1 in every 8**

**WOMEN AND GIRLS** aged 15–49 was subjected to sexual and/or physical violence by an intimate partner in the previous year.

Countries with domestic violence legislation have lower rates of intimate partner violence than those without legislation,

**9.5%** compared to **16.2%**.

**18.7%** of women aged 20–24 years were married before age 18, down from **24.1%** in 2003.

At current rates, child marriage will only end in **2092.**

Globally, women spend **2.5 times** as many hours a day on unpaid care and domestic work as men.

In 2023, women held **26.9%** of seats in parliaments, **35.5%** of seats in local governments and **27.5%** of managerial positions.

Women account for

**less than 40%** of owners or rights-bearers for agricultural land in 32 out of 49 countries with data.



**WOMEN and GIRLS** spend **250 million** hours per day on water collection, over **3 TIMES MORE** than men and boys.



Electrification increases women's employment outside the home by **9 to 23 percentage points**.

Universal access to clean cooking could save women

**40 HOURS A WEEK** on average.



Artificial Intelligence is reshaping labour markets:

**3.7%** of women hold jobs that could be replaced by the technology, compared to

**1.4%** of men.



Women account for only **35%** of all science, technology, engineering and math graduates.

If left unaddressed, the global gender gap in Internet use could cost low- and middle-income countries an estimated **\$500 billion** over the next five years.



Migrant women and girls are at major risk of gender-based violence and trafficking.

In 2020, women accounted for **64%** of detected victims of trafficking for sexual exploitation, and girls for another **27%**.



In 2020, only about **6 in 10** urban residents had convenient access to public transportation.

Women rely on such services more than men, making gaps disproportionately worse for them.



By 2050, climate change may push up to **158 million** more women and girls into extreme poverty (\$2.15 per day),

**16 million** more than men and boys.

At higher poverty thresholds, the total number of women and girls reaches

**310 million** (\$3.65 per day) and **422 million** (\$6.85 per day).



In 2023, about **612 million** WOMEN and GIRLS lived within 50 kilometres of at least one of 170 armed conflicts, an increase of **41%** since 2015.

The United Nations confirmed a **50%** increase in cases of conflict-related sexual violence since 2022, with women and girls suffering **95%** of these crimes.



Countries are on average only at a **HALFWAY POINT** in planning, producing and making gender data available.

Yet half of all projects on statistics and data supported by official development assistance devote **less than 0.05%** to gender-related dimensions.

# INVESTING IN WOMEN’S RIGHTS IS A PATHWAY TO SUSTAINABLE DEVELOPMENT

This year marks a pivotal moment for the Sustainable Development Goals (SDGs) and the future of global development cooperation. With only six years remaining until the 2030 deadline for the goals, progress has been too slow, especially on gender equality. The Summit of the Future and the forthcoming thirtieth anniversary of the Beijing Declaration and Platform for Action provide critical opportunities to recommit to accelerating progress on gender equality and women’s rights, including by implementing evidence-based, well-resourced, high-impact and time-bound actions in each country.

Acknowledging the negative impact of recurrent crises, the United Nations has identified six investment

pathways for revitalizing SDG implementation, known as the [Six Transitions](#).

While gender equality is not a distinct transition, all six depend on realizing it, alongside urgent complementary action on key areas of the Beijing Platform for Action, such as ending violence against women, equal participation in decision making, and women, peace and security.

This section highlights the interconnections among the six transitions and gender equality. The remainder of the report provides a goal-by-goal assessment of the status of gender equality across all 17 goals and many actions needed to accelerate progress.

## Food systems

**Leveraging smart technologies and promoting circular agriculture innovations can transform food systems and provide affordable, sustainable and diversified sources of nutrition.**

Women play pivotal roles in food systems as producers, workers, processors, distributors, traders and consumers. They sustain household nutritional security. Yet women in agricultural production often face difficult conditions due to prevailing gender inequalities and discriminatory norms. For example, women are more likely to be unpaid family workers or casual labourers in agriculture. They face constraints in producing certain crops and participating in activities dominated by men. Productivity on female-run farms lags that of male-managed farms of the same size by 24 per cent, and on average, women earn 18.4 per cent less than men in agricultural wage employment. In terms of agricultural land, women account for less than 40 per cent

of owners or rights-bearers in 32 out of 49 countries with data. All these factors result in women’s disproportionate rates of poverty and food insecurity.

Gender-responsive policies to counter negative social norms, close gaps in resources and assets, and boost women’s participation in policy choices can lead to more sustainable and resilient food systems and foster food security for all. Ending the gender gap in farm productivity and the wage gap in food systems would increase global gross domestic product (GDP) by 1 per cent (or nearly \$1 trillion). It would reduce global food insecurity by about 2 percentage points and the number of food-insecure people by 45 million. If half of small-scale producers, men and women, benefited from development interventions focused on empowering women, the incomes of 58 million people would rise. Resilience to shocks would improve for 235 million people.

### IN FOCUS

In 2023, **26.7%** of adult women were moderately or severely food insecure.



Small-scale farmers, the majority of whom are women, produce **1/3** of the world’s food.



But **only 19%** of agricultural policies are gender-responsive. **Only 13%** promote rural women’s participation.



Women are less likely than men to own agricultural land in **40 out of 46** countries with data.



## Energy access and affordability

**It is imperative to step up clean energy investment and technology transfers, improve energy access and affordability, and enhance energy efficiency.**

Energy accounts for more than 75 per cent of total global greenhouse gas emissions, making it the leading contributor to climate change. At the same time, in 2022, 685.2 million people lacked access to electricity, and up to 2.1 billion people used polluting fuels for cooking, largely in sub-Saharan Africa and Asia and the Pacific. These shortfalls endanger women's health and safety, limit their livelihood prospects, and increase unpaid care and domestic work. Energy as a sector has been traditionally male-dominated and rife with gender inequalities; women are severely underrepresented in employment and leadership. Men hold high shares of technical and managerial posts, while women are usually in clerical and administrative positions with limited influence and decision-making power. In 2024, women held 23.3 per cent of ministerial positions over-

all but only 12 per cent of those responsible for energy, natural resources, fuels and mining.

Women and girls stand to gain significantly from an equitable and gender-responsive transition to sustainable energy. When households are connected to electricity, women are 9 to 23 percentage points more likely to gain employment outside the home. Universal access to clean cooking and the replacement of polluting fuels could reduce illnesses and deaths and save households up to 40 hours a week otherwise spent on collecting fuel and preparing meals.

To be successful, this transition requires innovative solutions, new and bolder business models for energy systems, and adequate gender-responsive financing. Women and girls need to be equally and meaningfully included at all stages and levels as leaders and drivers of change, designers, implementers, and end users of renewable energy policies, technologies and practices.

### IN FOCUS

In 2019,

**1.5 million**

women and girls died prematurely from exposure to household air pollution, making it the third leading cause of female deaths.



Women are

**9-23% pt.\***

more likely to gain employment outside the home following electrification.



\*% pt. stands for percentage point.

Access to clean cooking could save households

**40 hours**  
a week on average.

## Digital connectivity

**The United Nations calls for delivering equitable e-government services and making digital connectivity an opportunity for economic leapfrogging, including through greater financial inclusion.**

Digital technologies are advancing exponentially, offering significant opportunities and a powerful multiplier effect. They also pose risks, particularly for gender equality and women's empowerment. Increased digitization provides women and girls with greater educational, employment, and business prospects, more control over their incomes and health, and spaces to connect and amplify their voices. At the same time, new and emerging technologies, including artificial intelligence, magnify risks such as technology-facilitated violence against women. If left unaddressed, the global gender gap in Internet

use could cost low- and middle-income countries an estimated \$500 billion over the next five years.

The Global Digital Compact, launched at the Summit of the Future, presents a unique opportunity to harness digital technology for sustainable development. The collective efforts and recommendations of the Action Coalition on Technology and Innovation for Gender Equality have helped make gender equality a key principle of the compact, which commits to the full, equal and meaningful participation of all women and girls in the digital realm. The Summit's Pact for the Future expresses grave concern about the gender digital divide and calls for addressing gender-related risks from technologies. It also urges dismantling barriers to the equal participation and leadership of women and girls in science, technology and innovation.



IN FOCUS

**65%**

of women used the Internet in 2023, compared to 70% of men.



Women are about

**8%**

less likely to own a mobile phone than men, down from 10% in 2020.

The global **digital gender gap** could cost low- and middle-income countries an estimated

**\$500 billion**

over the next five years.

## Education

**Providing education for all and enhancing digital skills is a path to future prosperity.**

The strong link between education and gender equality is well established. Yet, globally, 119.3 million girls remain out of school, a figure that has declined by 5.4 million since 2015. Some 39 per cent of young women fail to complete upper-secondary school. The costs of losses in schooling and learning are staggering: The United Nations Educational, Scientific and Cultural Organization (UNESCO) estimates that by 2030, the annual social costs of the global basic skills deficit will cross \$10 trillion, more than the GDP of France and Japan combined. In sub-Saharan Africa, where girls are at a significant disadvantage compared to boys, the annual cost of girls leaving school early is \$210 billion, more than 10 per cent

of the region’s combined GDP. If the number of children dropping out of school early and the number of those with less than basic skills each fell by 1 percentage point, annual global labour income would skyrocket by \$470 billion and over \$650 billion, respectively.

Proven gender-responsive policies, such as lowering schooling costs, providing cash transfers to households to support girls’ education, creating safe environments for girls and taking measures to prevent all forms of gender-based violence, establishing comprehensive sexuality education, ensuring a gender-balanced and diverse teacher workforce, and conducting awareness-raising are key investment priorities to help achieve universal education, reduce school dropout rates and increase skills among girls.

IN FOCUS



**39%**

of young women fail to complete upper-secondary school, down from **46%** in 2015.

**\$10 trillion**

is the annual global estimated cost of children failing to acquire basic skills.



Reducing school dropout rates by **1% pt.\*** would generate a global labour income of

**\$470 billion.**

\*% pt. stands for percentage point.

## Jobs and social protection

**Modernizing social protection systems can help eradicate poverty and break the vicious cycle of informal employment and low pay.**

Globally, among people aged 25 to 54 in 2022, 63.3 per cent of women were engaged in the labour force, compared to 91.9 percent of men. Surprisingly, there has been little change in these figures over the last 20 years. A global gender pay gap still sees women earning 20 per cent less than men.



Comprehensive, gender-responsive social protection systems are essential for reducing poverty and inequality and putting countries back on track to reach the SDGs. Despite important progress over the past decade, wide coverage gaps remain. In 2023, just over half the world’s population (52.4 per cent) had at least one social protection benefit. An estimated 2 billion women and girls were unprotected. Chronic gaps in care services and policies have left millions of workers with family responsibilities without adequate protec-

tion and support. Investing in the care economy would simultaneously reduce women’s time and income poverty, support their labour force participation and expand care-related employment, potentially creating almost 300 million jobs by 2035.

The [United Nations Global Accelerator on Jobs and Social Protection for Just Transitions](#) is a joint initiative launched by the United Nations Secretary-General in

September 2021 to accelerate progress on the SDGs and close global gaps in decent jobs and social protection. By bringing together Member States, United Nations organizations, international financial institutions, public development banks, social partners, civil society and the private sector, the initiative aims to create at least 400 million decent jobs, primarily in the green, digital and care economies, and extend social protection coverage to over 4 billion people who are currently excluded.

IN FOCUS

<p>In low-income countries,</p>  <p><b>91.1%</b> of women’s employment and</p> <p><b>86.2%</b> of men’s employment is <u>informal and not regulated or protected by the State.</u></p>	<p><b>2 billion</b> women and girls <u>have no social protection coverage.</u></p> <p><b>50.1%</b> <u>have at least one benefit,</u> compared to <b>54.6%</b> of men.</p> 	<p>Investing in the care sector could create almost</p> <p><b>300 million jobs</b> by 2035.</p>
---	--	---

## Climate change, biodiversity loss and pollution

**Developing sustainable transportation, decarbonizing industry, and establishing sustainable consumption and production patterns can mitigate the triple planetary crisis of climate change, biodiversity loss and pollution.**

Existing gender inequalities make women and girls particularly vulnerable to the effects of climate change, biodiversity loss and pollution. This poses unique threats to their well-being and limits their decision-making power and opportunities for contributing to climate mitigation and adaptation as well as just energy and economic transition. Under a worst-case climate scenario, up to 158 million more women and girls could be pushed into extreme poverty by 2050, with nearly half of them in sub-Saharan Africa. Up to 236 million more women and girls may experience food insecurity.

*Feminist Climate Justice: A Framework for Action* offers a vision where everyone thrives on a healthy and sustainable planet. To achieve this, UN-Women has outlined four pillars:

- 1. Recognition:** Acknowledging women’s rights, labour and knowledge, including their expertise in preserving ecosystems and practicing sustainable agriculture.
- 2. Redistribution:** Investing in social protection systems to enhance women’s resilience to climate impacts and support gender-just transitions to sustainable economic models.
- 3. Representation:** Ensuring diverse women’s voices are heard in environmental decision-making, whether in social movements, ministries or delegations to international climate talks, and bridging the gap between climate action demands and government responses.
- 4. Reparation:** Addressing historical injustices between and within countries by cancelling unsustainable debt, meeting climate finance commitments, and funding loss and damage initiatives.

By prioritizing people and the planet over profits, it is possible to create a more equitable and sustainable world.

IN FOCUS

<p>Under a worst-case climate scenario, up to</p> <p><b>158 million more women and girls could be pushed into extreme poverty by 2050.</b></p> <p>As many as 236 million more women and girls may experience food insecurity.</p>		<p><u>UN-Women’s Feminist Climate Justice Framework</u> rests on four pillars:</p> <ul style="list-style-type: none"> <li>• <b>recognition</b></li> <li>• <b>redistribution</b></li> <li>• <b>representation</b></li> <li>• <b>reparation</b></li> </ul>
---	---	--

1 NO POVERTY

13 TOTAL INDICATORS

5 GENDER-SPECIFIC INDICATORS

## Gender-responsive social protection is needed to reduce female poverty

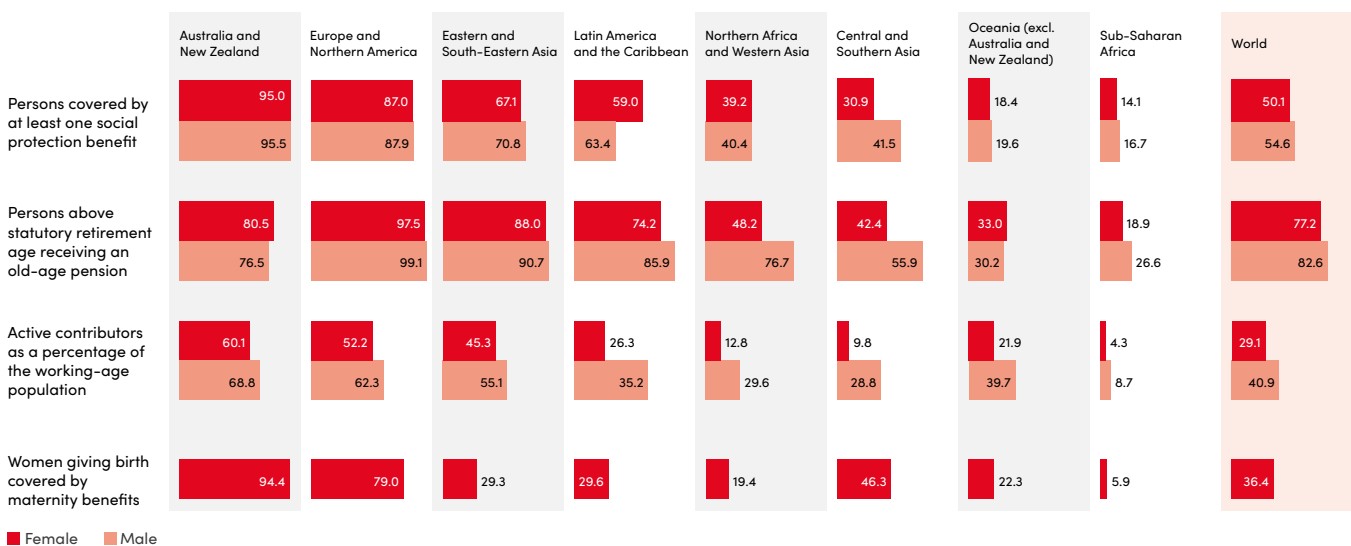
In 2024, the global extreme poverty rate, defined as living on less than \$2.15 per person per day, was 9.8 per cent for females compared to 9.1 per cent for males. Overall, 24.3 million more females live in extreme poverty compared to males. By 2030, a projected 8.1 per cent of females (compared to 7.6 per cent of males) will linger in extreme poverty, missing the SDG target. Ending extreme poverty for women and girls will take an additional 137 years if this trend continues. The situation is even worse when considering the \$3.65 and \$6.85 international poverty lines, with 25.4 per cent and 47.5 per cent of females living in poor households in 2024 and little change expected by 2030.

Gender-responsive social protection, which includes cash for poor families, maternity leave and pensions, is key for poverty eradication, yet, in 2023, social protection coverage remained far from universal and was significantly lower among women (50.1 per cent compared to 54.6 per cent for men). Only 36.4 per cent of mothers with newborns were covered by maternity benefits. Working-age women’s contributions to social security schemes (29.1 per cent) were much lower than men’s (40.9 per cent), driving a 5.4 percentage-point gap in old-age pensions. Reduced paid work hours due to unpaid care and domestic work, unequal pay and workplace discrimination result in women’s lower income, savings and pensions in old age.

Enhanced social protection measures for women and girls, particularly amid multiple crises, are critical. A comprehensive SDG Push package of interventions to close gender gaps and empower women, such as through increased access to social protection, essential services and equal wages, could reduce this figure by 115 million.

**FIGURE 1**

**Proportion of the population covered by at least one social protection benefit, by sex, 2023 (percentage)**



Source: International Labour Organization’s estimates; World Social Protection Database, based on the Social Security Inquiry; Social Security Programs by the International Social Security Association; ILOSTAT; national sources.

Note: Effective coverage refers to the proportion of the total population receiving contributory or non-contributory social protection benefits in at least one area or actively contributing to at least one social security scheme.





**14** TOTAL INDICATORS

**2** GENDER-SPECIFIC INDICATORS

## Women play important roles in food production, yet agricultural policies fall short in addressing gender disparities

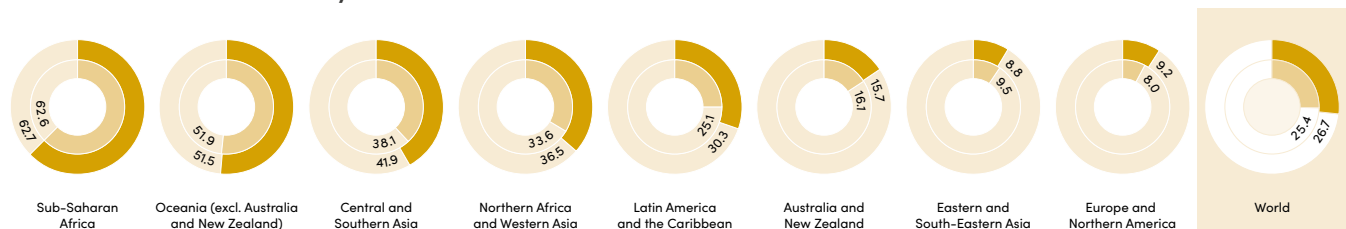
The prevalence of moderate or severe food insecurity surged during the pandemic. By 2023, it still affected 28.9 per cent of the global population, some 2.33 billion people. Food insecurity is more common among women, impacting 26.7 per cent of adult women compared to 25.4 per cent of men, a difference of about 47.8 million more women than men. The gender gap has narrowed since its pandemic peak, but still hovers slightly above pre-pandemic levels. Further, a diminishing gender gap is partly due to a steady rise in food insecurity among men since 2022. Anaemia in women aged 15 to 49 is projected to reach 32.3 per cent by 2030, widely missing the 50 per cent global target to reduce it.

Food systems are vital sources of livelihoods, employing 36 per cent of women and 38 per cent of men globally. In sub-Saharan Africa and Southern Asia, 66 per cent and 71 per cent of women work in the agriculture sector, respectively, compared to 60 per cent and 47 per cent of men. While over 75 per cent of agricultural policies recognize women’s roles, only 19 per cent treat gender equality or women’s rights as explicit policy objectives. Just 13 per cent promote rural women’s participation in policymaking. Half of bilateral finance for agriculture and rural development includes gender equality objectives but only 6 per cent treats it as a primary objective.

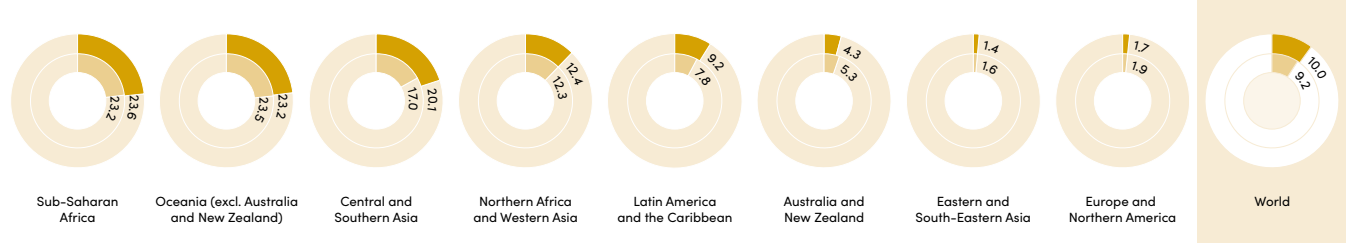
**FIGURE 2**

### Moderate and/or severe food insecurity by sex and region, 2023 (percentage of adult population)

#### Moderate or severe food insecurity



#### Severe food insecurity



Female Male

Source: Food and Agriculture Organization. 2024. *The State of Food Security and Nutrition in the World 2024. Financing to end hunger, food insecurity and malnutrition in all its forms.*



**28** TOTAL INDICATORS

**6** GENDER-SPECIFIC INDICATORS

## Women and girls in conflict settings face heightened mental and physical health risks

The global maternal mortality ratio dropped by 34 per cent from 2000 to 2020, yet almost 800 women still die every day from preventable pregnancy and childbirth-related causes. Harmful gender norms, low prioritization of safe, quality and affordable sexual and reproductive health services, and fragile health systems in low- and middle-income countries constrain progress. Crisis amplifies the pressures, shutting down access to health care and other critical resources.


In Sudan, one of the largest internal displacement crises in the world, over 10.7 million people have fled their homes. They include 1.2 million pregnant and breastfeeding women at risk of malnutrition in 2024; 40.8 per cent of those in Zamzam, North Darfur, are already suffering from acute malnutrition, with high risks of severe health complications. Every day in Afghanistan, 24 women die giving birth. Nearly a third of women (31.9 per cent) find it difficult to access health clinics, and 70 per cent cannot make their own health-care decisions. Taliban restrictions on education could increase early childbearing by 45 per cent and maternal mortality by 50 per cent.

Conflicts also impose intense psychological stress on women and girls. Some 82 per cent of Afghan women have reported poor mental health. In Gaza, 75 per cent of women described feelings of depression, 62 per cent had sleep issues, and 65 per cent experienced anxiety and nightmares. Among Ukrainian refugee mothers in Poland, over 60 per cent said they suffered severe distress.

Women and girls in conflict settings are particularly vulnerable to infectious diseases due to displacement and health-care disruptions. In early 2024, over 429,000 female pneumonia cases were reported in Afghanistan. Women in Gaza had higher rates of skin infections and gastrointestinal issues than men, partly due to caring for sick family members.

**FIGURE 3**

### War, conflict and displacement take a terrible toll on women’s physical and mental health





**12** TOTAL INDICATORS

**8** GENDER-SPECIFIC INDICATORS

## Gender gaps in upper-secondary education persist alongside inequalities in access to digital technology

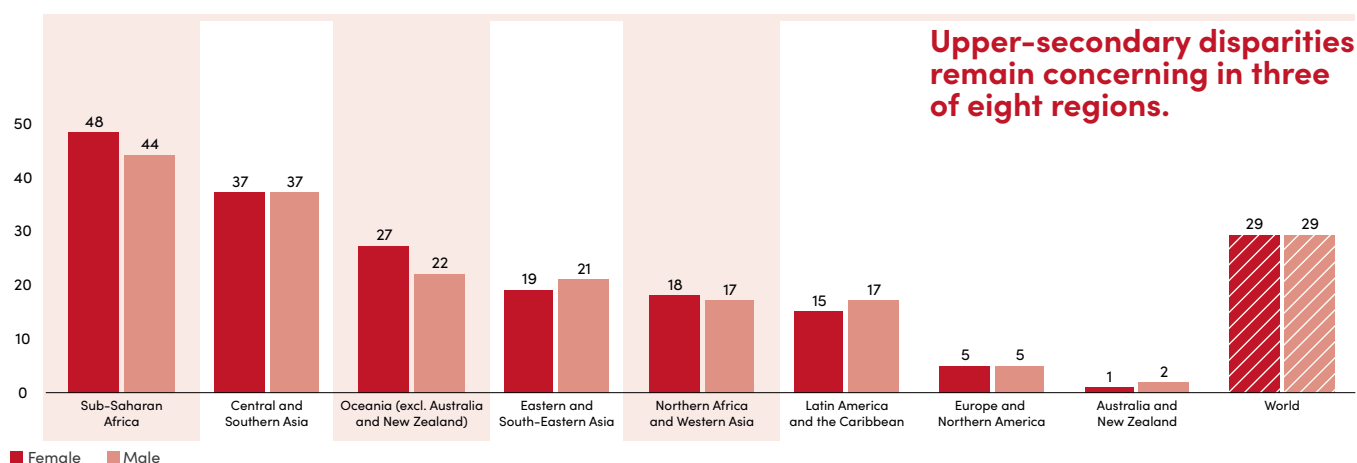
Today, 119.3 million girls are out of school, down from 124.7 million in 2015. Between 2022 and 2023, the proportion of young women aged 15 to 24 not in education, employment or training (NEET) declined from 29.1 per cent to 28.1 per cent, reducing the gender gap by only 0.7 percentage points. While gender gaps have closed at all levels of education globally, upper-secondary disparities remain concerning in three of eight regions. In sub-Saharan Africa and Oceania (excluding Australia and New Zealand), upper-secondary out-of-school rates were 48 per cent and 27 per cent for girls compared to 44 per cent and 22 per cent for boys. Girls from the poorest households are most disadvantaged in all regions. Some countries have almost no poor young women attending school at any level.

Central and Southern Asia has made significant progress in closing gender gaps in lower-secondary education through midday meal programmes, advocacy for girls' education and India's Right to Education Act. Social norms, unpaid care and domestic work, and early marriage, however, still limit the chances that girls will reach and stay in school, particularly upper-secondary education. In Latin America and the Caribbean and Eastern and South-Eastern Asia, reverse gender gaps favour girls by 2 percentage points. These shortfalls also require attention as under-achievement in schooling can increase risky behaviours for boys.

Increased access to upper-secondary education, especially in science, technology, engineering and mathematics (STEM) can create huge opportunities for young women and girls and boost economic development. In leading economies, women currently make up only 26 per cent of the workforce in data and artificial intelligence and 12 per cent in cloud computing. Doubling the share of women in the tech workforce would not only provide opportunities for high-paid decent jobs, it could also increase the tech sector's GDP by €600 billion by 2027.

**FIGURE 4**

### Upper-secondary out-of-school rates, by sex, 2024 (percentage)



Source: UN-Women calculations using UNESCO's 2024 database of out-of-school rates for the *Global Education Monitoring Report, 2023*.

Note: Decimal points are unavailable.



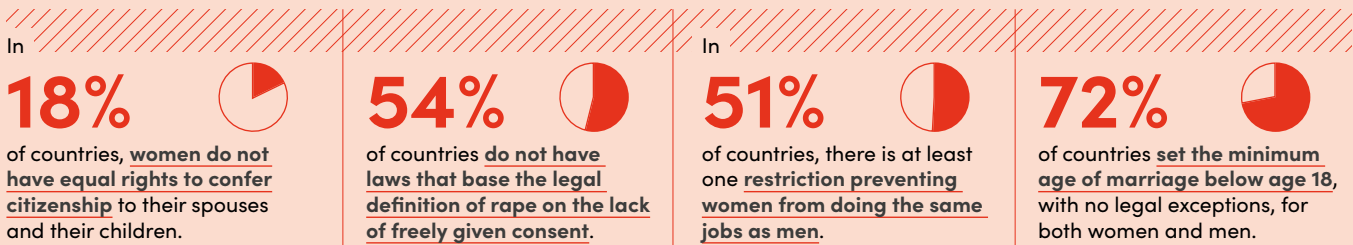
## THE WORLD IS OFF TRACK TO ACHIEVE SDG 5 BY 2030

### Discriminatory laws and other structural barriers dim prospects for gender equality by 2030

Unless progress rapidly accelerates, the global community will fall short of achieving gender equality by 2030. Overall progress is insufficient, particularly given lags on structural issues such as gender-responsive laws, policies and budgets. Social norms continue to perpetuate discrimination, preventing women from gaining an equal footing with men. Women’s access to political and managerial positions and their ability to make choices about their sexual and reproductive health remain notably low. Violence against women is pervasive, and harmful practices, such as child marriage and female genital mutilation, severely impact girls despite declines in recent decades. With limited data on SDG 5, much remains unknown about gender inequalities, rendering women’s experiences invisible in policies and decision-making. In the six years left until 2030, meaningful progress demands dramatically scaled-up commitments to change, backed by commensurate investments.

### Robust laws and policies that promote gender equality and address gender discrimination are essential to achieving change. Yet discriminatory frameworks prevail, undercutting progress worldwide.

Between 2019 and 2023, 56 positive legal reforms took place across the four areas measured by SDG indicator 5.1.1 (overarching legal frameworks and public life; violence against women; employment and economic benefits; and marriage and family). Not a single country among 120 with data has all relevant laws in place in all four areas, however.



All discriminatory laws must be eliminated and strong legal frameworks that fully uphold gender equality and women’s right established in all areas. These should be backed by vigorous implementation, monitoring, adequate resources, and the building of necessary infrastructure and capacities.

### Combating violence, harassment, and the abuse of women and girls in all forms and in all spheres of life, including online, will determine the achievement of gender equality.



Harmful practices severely undermine the well-being of women and girls, including through long-term physical, emotional and psychological repercussions. They lead to profound societal consequences by perpetuating cycles of poverty, inequality and social instability.

In 2023, **1 in 5 women** aged 20–24 years was **married before age 18** (18.7%), down from 1 in 4 in 2003 (24.1%).

**2092**  
The year by which **child marriage will be eradicated**, at the current rate.



Poor countries and those in conflict and crisis are particularly affected. The average incidence of child marriage in conflict-affected countries is

**14.4 percentage points higher** than in non-conflict settings.

Globally, **over 230 million** girls and women worldwide have undergone **female genital mutilation**, including **21.7% in sub-Saharan Africa** and **73.6% in Northern Africa**. This represents a 15% increase, or **30 million more** girls and women over the last 8 years.



Strengthened care policies, services, jobs and infrastructure are required to recognize, reduce and redistribute the unpaid care and domestic work burden, which is primarily shouldered by women.



Globally, women spend **2.5 times** as many hours a day on unpaid care and domestic work as men, including: 3.1 times in sub-Saharan Africa and 4.9 times in Northern Africa and Western Asia.

Backlash against the universal right to sexual and reproductive health and rights restrains progress towards gender equality and bodily autonomy.



Countries and areas only have **76%** of laws and regulations required to guarantee **full and equal access to sexual and reproductive health and rights**.

Only **56%** of women aged 15–49 who are married or in-union **can make decisions about their sexual and reproductive health and rights**, with significant disparities across countries and regions.

Women are often denied leadership and decision-making roles in politics and the private sector.

Globally, women held

**1 in every 4 seats** in **parliament** (26.9%), up from 22.3% in 2015, and **1 in every 3 seats** on **local governments** (35.5%) in 2023.



**Introducing gender quotas boosts shares of female parliamentarians.**



**27.2%** Female parliamentarians in countries with legislated quotas



**23.2%** Female parliamentarians in countries without legislated quotas



In 2022, women held **27.5%** of **managerial positions globally**, despite accounting for 40.1% of total employment.

The lack of legal frameworks and limited land rights for women undermine gender equality.



Women account for **less than 40%** of **owners or rights-bearers for agricultural land** in 32 out of 49 countries with data from 2011–2022.


Alarmingly, **nearly half of 68 countries** with available data on women's land ownership and control (SDG 5.a.2) from 2019 to 2022 **lack sufficient legal protections**.

Improving women's access to mobile phones can boost economic independence.



**74.8%** of women **own a mobile phone**, compared to **81.4%** of men. Increasing affordability, particularly of handsets; improving literacy and digital skills; and addressing safety and security concerns are powerful **steps towards closing the gender gap in mobile phone ownership and use**.

Most fiscal systems do not track resources for gender equality and women's empowerment throughout the public financial management cycle.



**Only 26% out of the 105 countries**

and areas with data from 2018–2021 have systems that **track budget allocations for gender equality** and make them publicly available.





**11** TOTAL INDICATORS

**0** GENDER-SPECIFIC INDICATORS

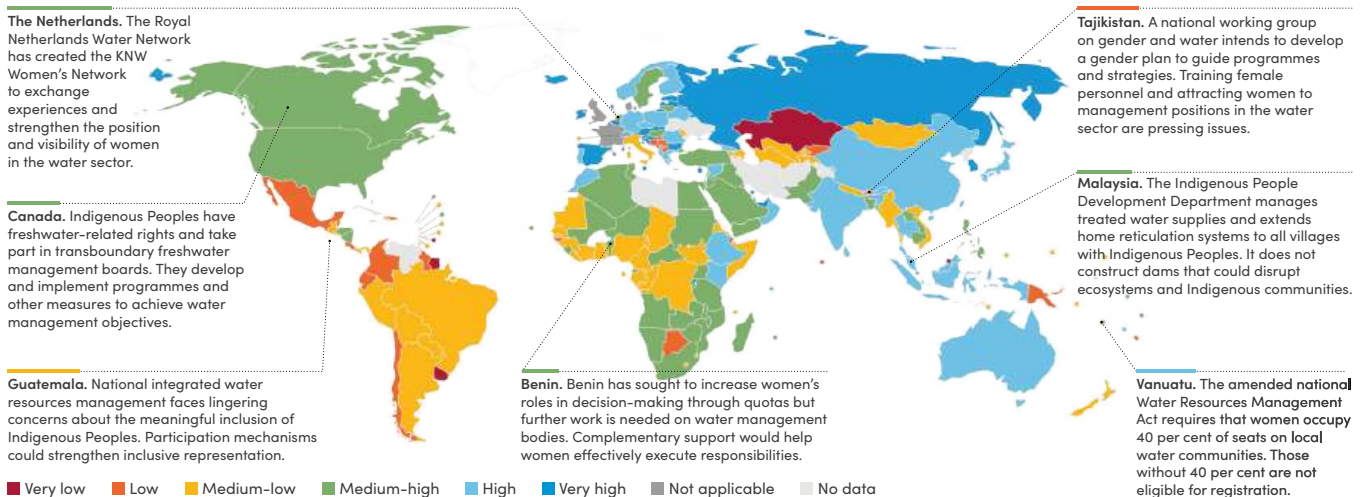
## Women are central to water collection and use but marginalized in water management, plans and decisions

Globally, one in six people, or 1.8 billion, live in households where people must collect drinking water off premises. In 70 per cent of these households, this heavy burden falls on women and girls, limiting their opportunities for education, productive activities and leisure, and putting them at risk of injury or violence. In 53 countries with data, women and girls spend an astonishing 250 million hours per day on water collection, over three times more than men and boys. In sub-Saharan African countries with data, the nearly 200 million hours per day that women and girls spend on water collection surpasses the total daily work hours of all individuals in the United Kingdom of Great Britain and Northern Ireland. Scaling up investments in piped water systems, especially in rural areas, is critical to alleviate this burden. A national programme initiated in India in 2019 demonstrates the possibilities; it expanded access to over 117 million households in under five years.

Women and girls should have a strong voice in water resources management and governance. Social equity, economic efficiency and environmental sustainability will depend on their leadership and participation. Yet in 2023, only 27.4 per cent of countries reported successfully implementing gender-related measures under national water management frameworks, a modest increase of approximately 3.5 per cent since 2020. Around 15 per cent of countries have not implemented any gender mainstreaming practices. Indigenous women and other vulnerable groups are particularly marginalized. Only 19 per cent of countries have explicit measures to raise awareness, reduce language barriers and achieve their effective inclusion in decision-making on water resources. Turning policies into action requires earmarked funding, gender focal points in all relevant ministries, and clear and actionable plans backed by implementation and monitoring.

**FIGURE 5**

### Gender mainstreaming in water resources management, by level of implementation, 2023



Source: United Nations Environment Programme. 2024. [Integrated Water Resources Management Data Portal](#).



**6** TOTAL INDICATORS

**0** GENDER-SPECIFIC INDICATORS

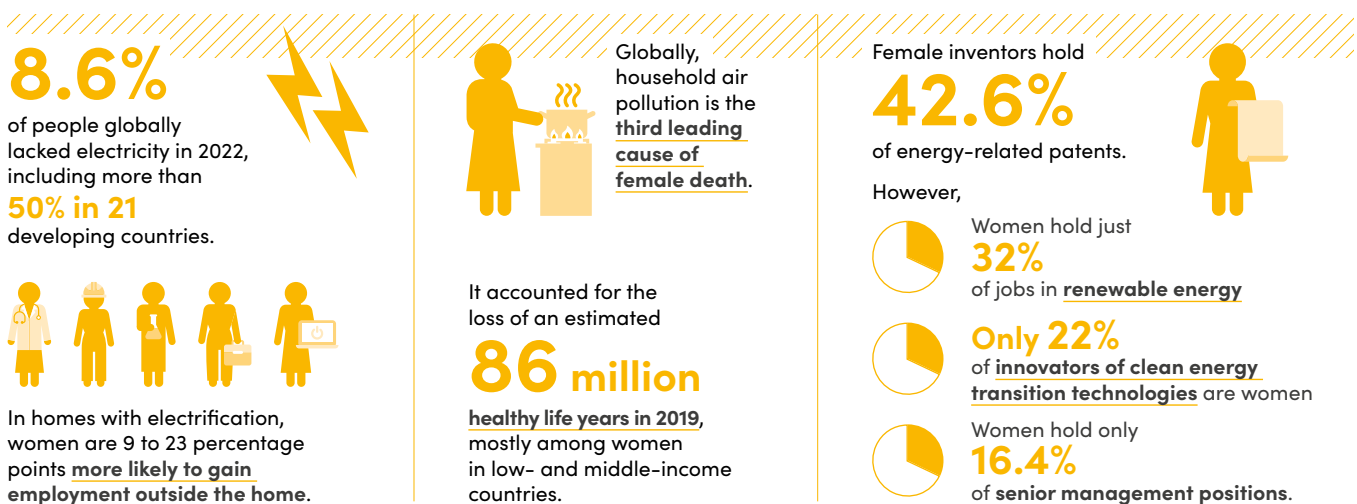
## Bringing more women into the energy sector is crucial to foster inclusive clean energy solutions


The transition to accessible, affordable clean energy could catalyse progress on all SDGs. It is a precondition for realizing SDG 5. Globally, 91.4 per cent of people have access to electricity (84.0 per cent in rural areas). But clean cooking fuels and technologies remained out of reach for one in four people in 2022 (26.4 per cent), including nearly half the world’s rural population (45.6 per cent). Disparities in energy access disproportionately impact women and girls as the main procurers and users of household energy. This undermines their health, education and livelihoods. In 2019, 1.5 million women and girls died prematurely from exposure to household air pollution related to cooking fuels, making this the third leading cause of female death. Universal access to clean cooking could save women on average 1.5 hours a day and deliver multiple benefits. In homes with electrification, for instance, women are 9 to 23 percentage points more likely to gain employment outside the home.

Investing in clean energy for all would mitigate climate change, extend access to reliable and affordable electricity, boost productivity, increase incomes and lead to better health and education for women and girls. Yet barriers to women’s participation, leadership and innovation in the energy transition persist, for reasons including their limited presence in STEM education. Women comprise only 16 per cent of workers in the male-dominated energy sector, and earn 15 per cent less than men with the same skill level. Non-discriminatory hiring, care policies and enabling workplace environments, equal opportunities for mentoring and networking, and equal access to education and training are among the ways to quickly scale up opportunities for women in the burgeoning renewable energy sector.

**FIGURE 6**

### Energy is in transition, but gender barriers remain acute





**16** TOTAL INDICATORS

**6** GENDER-SPECIFIC INDICATORS

## New labour underutilization indicator shines a spotlight on difficulties that women face in finding jobs

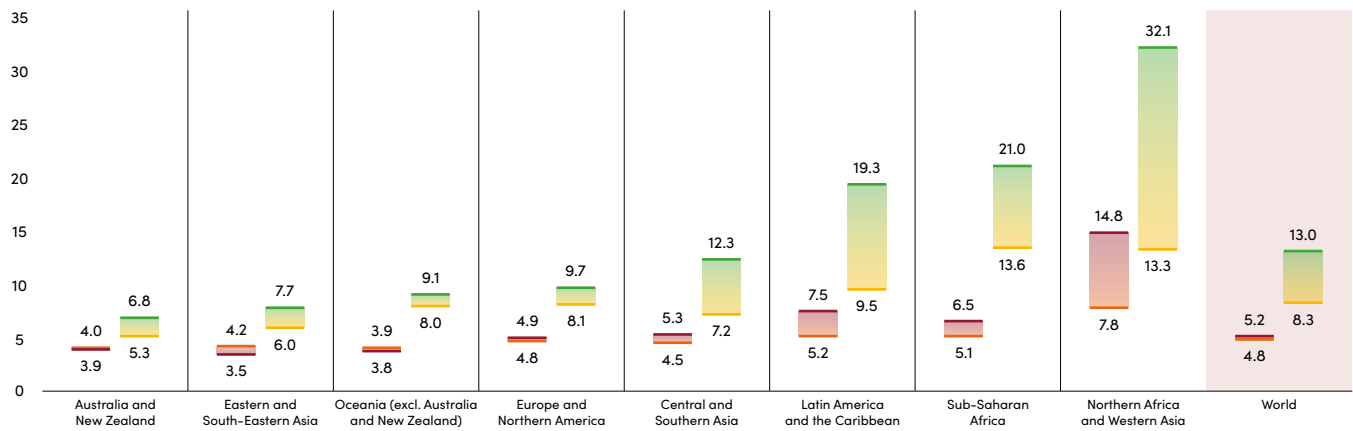
The global unemployment rate in 2024 shows a narrow gender gap, with 5.2 per cent of women unemployed, compared to 4.8 per cent of men. The global jobs gap rate, which captures all persons who want employment but do not have a job, however, stood at 13.0 per cent for women, compared to 8.3 per cent for men, indicating that even if women desire employment, they are less likely than men to seek it or be available for jobs at short notice. This disparity underscores the significance of collecting and analysing detailed sex-disaggregated data on labour market attachment to inform policy decisions.

Employed women endure pervasive gender pay gaps due to occupational segregation, career interruptions and workplace discrimination. In the United Kingdom, approximately two thirds of the 14.5 per cent gender pay gap stems from gender-based biases in the workplace. Implementing wage transparency initiatives can help reduce gender pay gaps as can minimum wage policies and well-designed collective bargaining agreements. Yet only 41 per cent of agreements reviewed included gender equality clauses, such as provisions on equal pay for work of equal value.

New trends, notably the rise of artificial intelligence, are reshaping labour markets, influencing jobs availability, skills requirements and employment dynamics. Women’s employment is significantly affected. Globally, women are more likely than men to hold jobs where human involvement could be replaced by artificial intelligence (3.7 per cent of female employment and 48 million female jobs compared to 1.4 per cent of male employment and 27 million male jobs). Closing the gender digital divide, education and training, and gender-responsive labour market policies and social protection are critical to address these risks and realize benefits for women and girls from the digital revolution.

**FIGURE 7**

### Unemployment rate and jobs gap rate, by sex, ages 15 and over, 2024 (percentage)



Female — Unemployment rate — Jobs gap rate Male — Unemployment rate — Jobs gap rate

Source: International Labour Organization. 2024. ILOSTAT Database.

Note: Modelled estimates are used. The unemployment rate, the potential labour force rate and the willing non-job seekers rate represent different degrees of labour market attachment.



**12** TOTAL INDICATORS

**0** GENDER-SPECIFIC INDICATORS

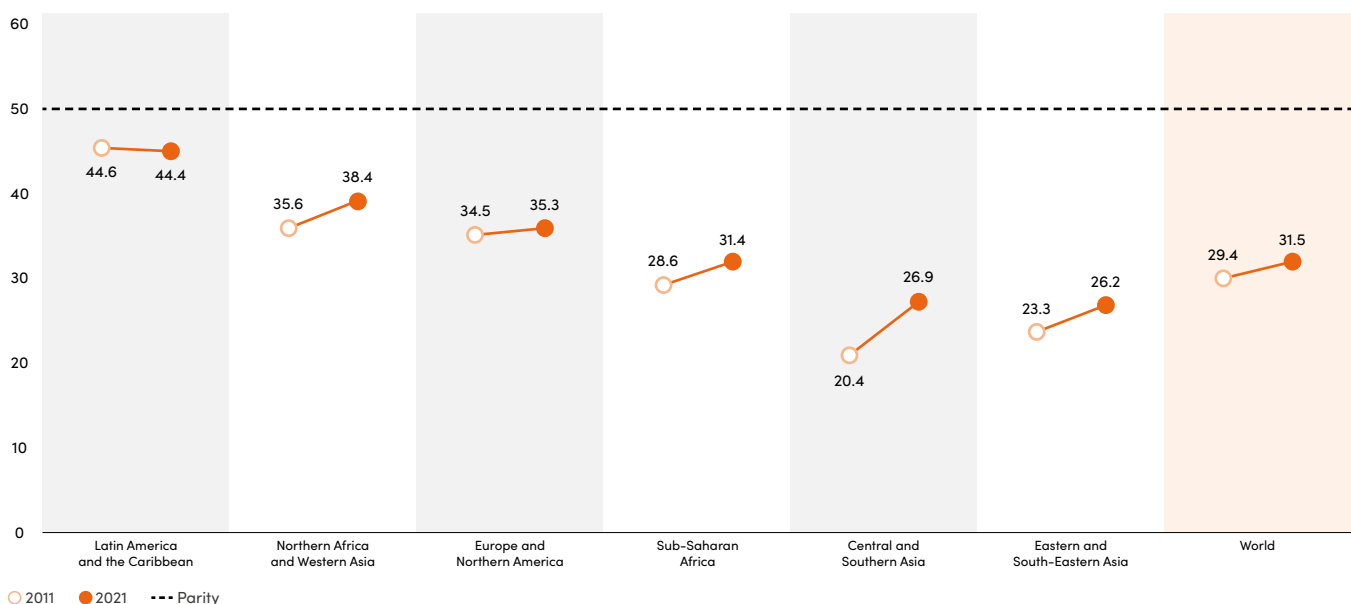
## Inclusive, gender-responsive digital technologies can catalyze progress across multiple SDGs

Nearly all countries have gender gaps in digital skills and STEM, which significantly impacts the participation and leadership of women and girls in innovation and digital transformation. Underrepresentation is influenced by stereotypes operating at many levels. For instance, the stereotyped perception that girls are less interested in engineering and computer science has been identified in children as young as the age of 6. As a result, women account for only 1 in 3 (35 per cent) of STEM graduates, and globally the share of female researchers, at 31.5 per cent, has barely budged since 2011. The only exception is Central and Southern Asia which saw an increase from 20.4 per cent to 26.9 per cent in 2021. In 2022, women made up less than one in four employees in science, engineering and ICT jobs, which limits their roles in decision-making and influence in the technological design and deployment process.

Gender and intersectional perspectives in technology and innovation could accelerate progress on multiple SDGs, including through artificial intelligence and digital initiatives linked to agritech, fintech, e-health, e-governance and edtech, among others. Targeted measures to build more inclusive digital ecosystems should both accelerate women’s entry into and retention in the digital economy, and comprehensively integrate social, economic and environmental factors into the design and deployment of emerging technologies.

**FIGURE 8**

### Share of female researchers, by region, 2011 and 2021 (percentage)



Source: UIS Data Browser.

Note: Regional averages are based on available data; they are derived by using the nearest year’s data whenever data are missing for 2011 and 2021.

10

REDUCED INEQUALITIES

14

TOTAL INDICATORS

1

GENDER-SPECIFIC INDICATORS

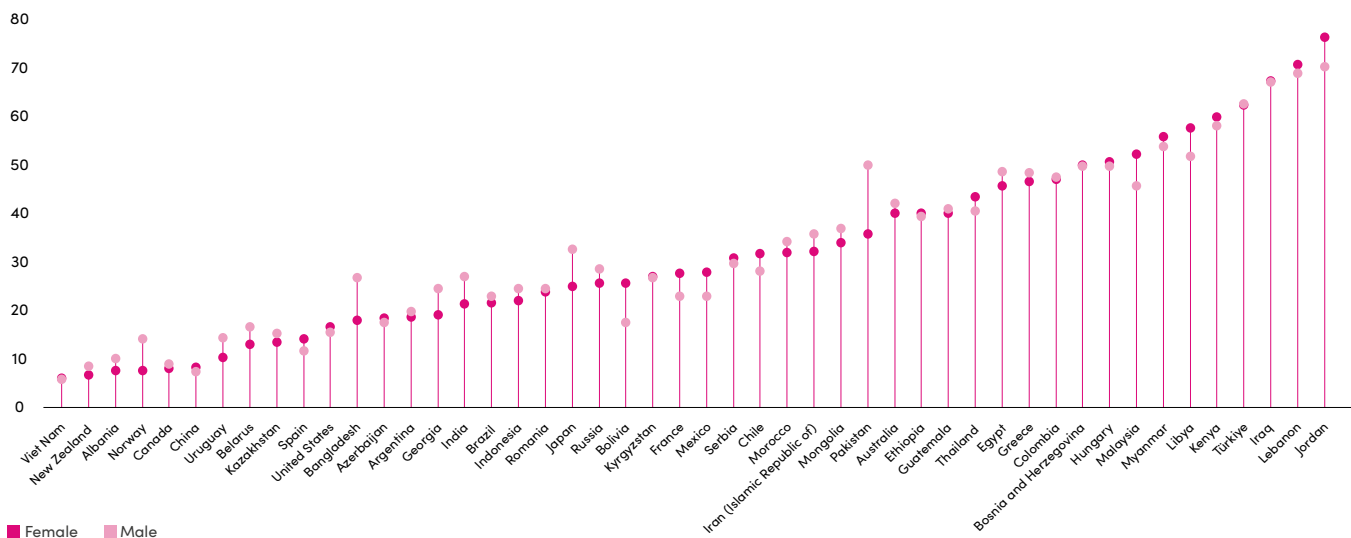
## Many migrant women and girls lack equal access to socioeconomic opportunities and face heightened risks of violence and discrimination

Seventy million women and girls accounted for 41.5 per cent of the world’s international migrant workers in 2019. A significant 79.9 per cent are employed in high-demand services, including health care and domestic work. Women migrant workers are more likely than men to hold low-paid, low-skilled jobs and have limited access to support services. They face structural and systematic discrimination, and anti-migrant sentiment can be widespread. Out of 92 countries, on average, 28.1 per cent of people believe that immigrants negatively impact national development, despite ample evidence to the contrary. Migrant women and girls face higher risks of gender-based violence, including trafficking at all stages of migration. In 2020, women accounted for 64 per cent of detected victims of trafficking for sexual exploitation and girls for another 27 per cent. Women and girls are three times more likely to experience physical or sexual violence during trafficking compared to men and boys. In 2023, 870 deaths of migrant women were recorded. Many others disappeared en route.

Achieving Goal 10 requires strengthening human rights protections for migrant women and girls. This includes measures to prevent, identify and address vulnerabilities during migration, in line with the [Global Compact for Migration](#). Laws and policies must explicitly prohibit discrimination, ensure equal rights, services and opportunities, and provide targeted assistance. In 2021, a global review of international migration policies revealed that 15 out of 87 countries and areas still lacked formal mechanisms to make policies gender-responsive.

FIGURE 9

### Proportion of the population that believes the impact of immigrants on their country’s development is quite bad or rather bad, by sex, 2017–2022 (percentage)



Source: World Values Survey Association. 2024. [World Values Survey data analysis tool](#).  
 Note: The figure displays 48 out of the 92 countries and areas covered by World Values Survey Wave 7 (2017–2022).





**14** TOTAL INDICATORS

**3** GENDER-SPECIFIC INDICATORS

## Urbanization poses multiple risks for women and girls, who are more vulnerable to air pollution and poor transport links

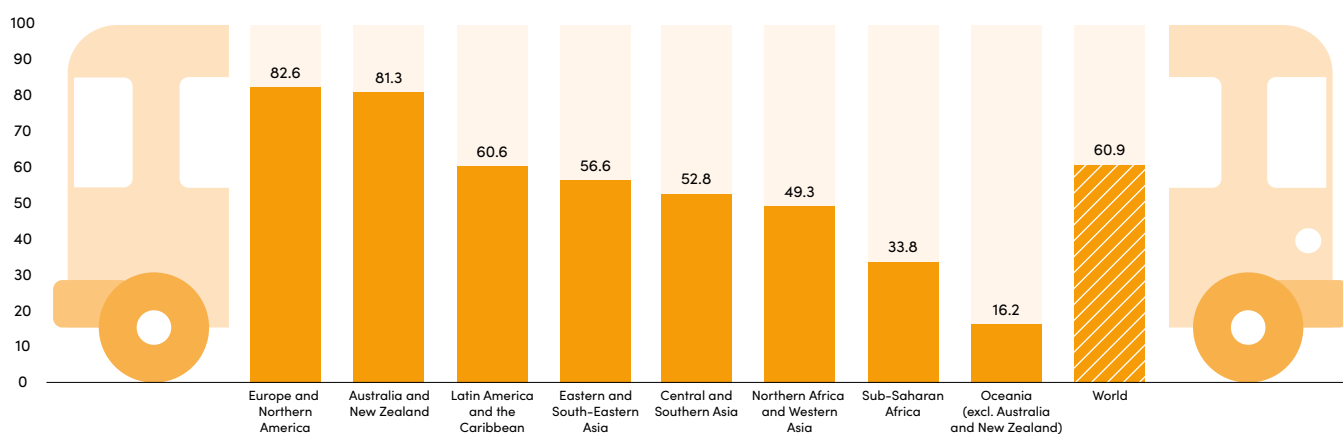
More than 56 per cent of the world's population lives in urban areas. The share is expected to rise to 70 per cent by 2050, including over 2 billion people aged 65 and above as well as persons with disabilities. They will require inclusive, accessible infrastructure and services, which is a difficult goal for resource-constrained municipalities. Further, as cities grow, traffic, congestion and air pollution will worsen. Older women are particularly vulnerable to poor mental and physical health from air pollution, with reports of higher suicide rates in China, increased rates of dementia in the United States and a greater reluctance to leave home in Pakistan. Women and girls also experience heightened risks of sexual harassment and other forms of violence in cities.

Mitigating these challenges depends on building inclusive, safe cities, with expanded access to energy-efficient and sustainable transport. In 2020, however, only 6 in every 10 urban residents had convenient access to public transportation. Persons with disabilities face significant disadvantages in accessing and using public transport, with limited provisions for their needs in most cities. Such gaps disproportionately affect women. In the United Kingdom, 45 per cent of women with disabilities often experience problems reaching their destinations due to gaps in accessible transport, compared to 35 per cent of men with disabilities.

Achieving Goal 11 requires that cities worldwide integrate motorized transportation systems with walking and cycling, based on long-term sustainable urban mobility plans, targeted infrastructure investments and policy implementation. Special attention to ending sexual harassment in public spaces, ensuring safety, last-mile connectivity, increasing the number of women working in public transportation, level boarding to reduce steps, enforcement measures and security cameras on public transport are among the crucial factors for women and girls with disabilities and the elderly.

**FIGURE 10**

### Proportion of the urban population with convenient access to public transport, 2020 (percentage)



Source: United Nations Human Settlement Programme (UN-Habitat), Global Urban Indicators Database 2024.



**45** TOTAL INDICATORS

**1** GENDER-SPECIFIC INDICATORS

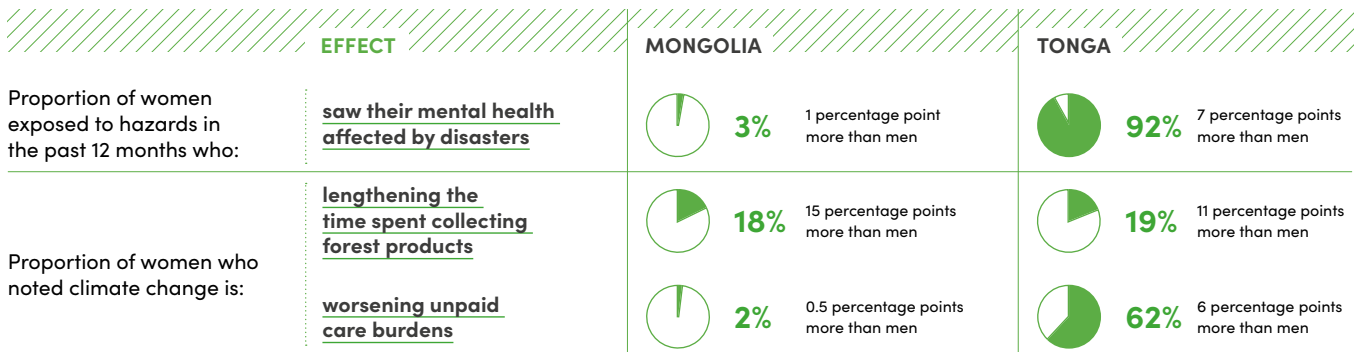
## Pre-existing inequalities heighten women’s vulnerability to climate change; urgent action is needed

Last year was the warmest year on record at 1.45°C above the pre-industrial average temperature. Extreme weather led to severe socioeconomic impacts across the world. Women and girls were among the worst affected given pre-existing inequalities and heightened vulnerabilities, particularly those in rural areas. Globally, by 2050, under a worst-case climate scenario, climate change may push up to 158 million, 310 million and 422 million more women and girls into poverty at the \$2.15, \$3.65 and \$6.85 per day international poverty thresholds, respectively (up to 16 million more than the total number of men and boys). Based on data from seven sub-Saharan African countries, every additional day of high temperature exposure is associated with a 2.5 per cent reduction in the total value of crops produced on women’s plots compared to men’s.

In the Pacific Islands, where most people depend on the environment for livelihoods, evidence shows how climate change affects women and men differently. For example, women and girls suffer physically and mentally due to their lower ability to cope with hazards or disasters. They are less likely to own assets, access financing or have stable sources of income. In Tonga, 92 per cent of women compared to 85 per cent of men exposed to disasters and related hazards have experienced feelings of stress, grief, depression or anxiety. Elsewhere in Asia and the Pacific, women in Mongolia are overall more likely than men to see their homes damaged or destroyed by disasters. With just six years remaining to achieve the global goals, advancing feminist climate justice is crucial. To ensure a gender-just transition towards an environmentally sustainable future, gender-responsive policies are needed to build women’s resilience to climate impacts; channel resources to women’s organizations responding to the environmental crisis; and ensure women’s voices are represented in climate decision-making at all levels.

**FIGURE 11**

### The effect of multiple disasters on women and girls in Mongolia and Tonga



Source: UN-Women and TSD 2023. *Gender and Environment Survey 2022*. Kingdom of Tonga; UN-Women and MNSO 2024. *Gender and Environment Survey Pilot 2021*. Mongolia.  
 Note: The survey conducted in Mongolia was a pilot survey. The data were collected utilizing computer-assisted telephone interviews during the COVID-19 pandemic.  
 See notes and references document for more details.



**24** TOTAL INDICATORS

**6** GENDER-SPECIFIC INDICATORS

## Rising conflict imperils women and girls, from rampant food insecurity to escalating sexual violence

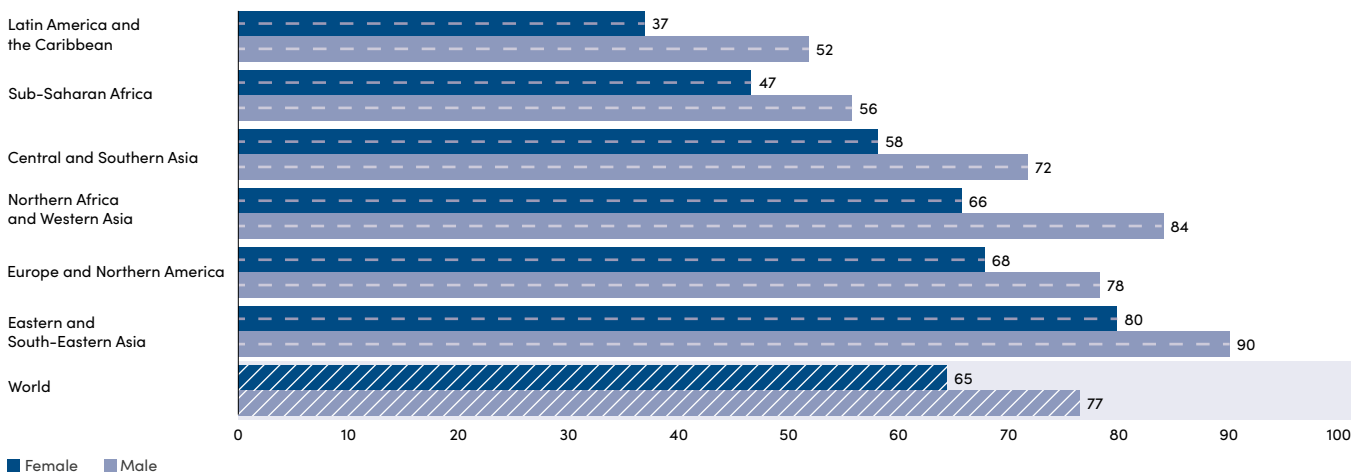
Feeling safe and secure is a fundamental human right, yet women often feel less secure than men. In 88 countries and areas surveyed from 2020 to 2022, only 65 per cent of women felt safe walking alone at night where they live, compared to 77 per cent of men. This disparity is most pronounced in Northern Africa and Western Asia.

Conflict and violence significantly threaten the safety of women and girls, leading to displacement, food insecurity, economic vulnerability and sexual violence. In 2023, 612 million women and girls lived within 50 kilometres of at least one of 170 armed conflicts, an increase of 41 per cent since 2015. The United Nations verified 3,688 incidents of conflict-related sexual violence, a 50 per cent rise since 2022, with women and girls making up 95 per cent of victims. Including women in conflict resolution leads to better outcomes, but women continue to be extremely underrepresented in peace negotiations. Preliminary 2023 data indicate that women averaged only 9.6 per cent of negotiators across more than 50 processes analyzed.

Conflict has spurred an increased need for humanitarian assistance, delivered by aid workers under very difficult conditions, including overt attacks. In 2023, 570 aid workers were victims of violence in 262 separate attacks, resulting in 273 deaths, 213 injuries and 84 kidnappings. United Nations staff made up 42.6 per cent of these victims, three times more than in 2022. In Gaza, 202 United Nations staff members have been killed since the war began in October 2023. Aid workers deliver relief to populations in desperate need, and respect for international law is paramount to ensure their safety. They should not be targeted under any circumstances.

**FIGURE 12**

### Proportion of the population that feels safe walking alone at night where they live, by region and sex, 2020–2022 (percentage)



Source: United Nations Human Settlement Programme (UN-Habitat), Global Urban Indicators Database 2024



**24** TOTAL INDICATORS

**0** GENDER-SPECIFIC INDICATORS

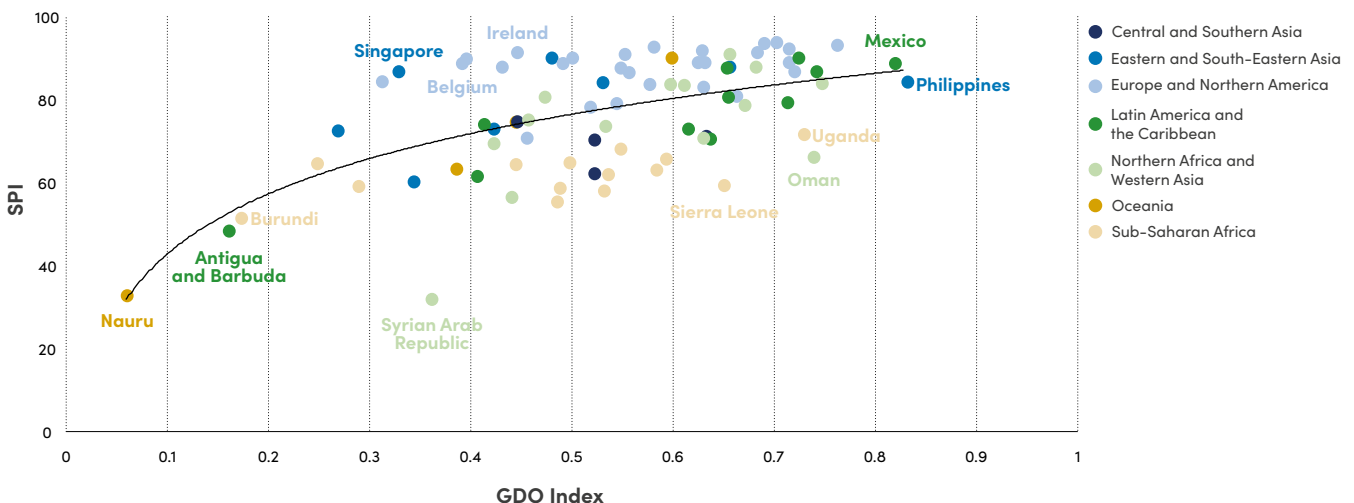
## Countries are on average only halfway to strong gender data; limited capacity and funding remain constraints

Timely gender data are critical for monitoring the SDGs and informing policies, research and advocacy. Critical gaps persist, however, in data and capacities to generate them. The Gender Data Outlook Index, developed by UN-Women and PARIS21, offers a pioneering measure of national achievements and challenges to guide investments in better gender data production and use. For the 83 countries covered by the index, the average score is 0.533 (out of a possible 1), indicating that countries are on average at the halfway point in planning, coordinating, producing and making gender data available. Performance is highest in gender data production (0.591), followed by an enabling environment (0.547) and data accessibility (0.520), reflecting traditional priorities.

Comparing the index with the World Bank’s Statistical Performance Indicators (SPI) shows how gender data capacity can diverge from overall statistical performance. In some high-income countries, such as Belgium, Ireland and Singapore, overall statistical capacity is significantly higher than their Gender Data Outlook Index scores would suggest. Conversely, some low-income countries, such as Sierra Leone and Uganda, show stronger gender data capacity compared to countries with similar overall statistical performance. Key factors influencing gender data capacity include having regular funding, statistical laws and road maps that mandate the production of gender statistics, gender statistics working groups, and dialogues between users and producers. A gender statistics entity in the national women’s machinery and recent census activity are other significant elements. Investment in gender data collection and use needs to grow. Yet half of all projects on statistics and data supported by official development assistance devote no or negligible funds (less than 0.05 per cent) to gender-related activities. A review of 74 countries found that while two thirds mentioned gender statistics in their national strategies, less than a third allocated a budget for them.

**FIGURE 13**

### The Gender Data Outlook Index and overall statistical capacity, 2024



Sources: UN-Women and PARIS21, Gender Data Outlook 2024 and World Bank, Statistical Performance Indicators (SPI).

Note: Only 81 of 83 countries are displayed as Liechtenstein and Monaco do not have data for the Statistical Performance Indicators.

# **SDG 5 TRACKER: CHARTING THE WAY FORWARD**



## Despite some progress, the world is falling far short on gender equality targets; achieving SDG 5 demands immediate action, more ambitious finance and much better data

The SDG 5 tracker evaluates progress on the 9 targets and 18 indicators and subindicators of SDG 5. It comprises two measures: a level assessment, which gauges current achievement on a given target or indicator, and a trend assessment, which measures the pace of progress from a baseline year to the present as well as the distance from the target if applicable.

Despite advances in data collection, data gaps remain a huge challenge. This renders the realities of women and girls invisible across multiple dimensions of the 2030 Agenda. As of March 2024, none of the 193 country signatories of the Agenda for Sustainable Development have comprehensive data on all 52 gender-specific indicators across the 17 Goals. The global average data availability for these indicators stands at 56 per cent. Performance is better, at 68 per cent, for indicators specifically under SDG 5, which focuses on gender equality. Fully monitoring and advancing gender equality across the SDGs calls for bridging these still considerable data gaps.

Data shortages mean that 4 of the 18 indicators and subindicators cannot be fully assessed globally. While data are improving for indicators 5.a.1 and 5.a.2, they are still sparse – less than a quarter of United Nations Member States has data on the former since 2000 (23.8 per cent) and just over a third on the latter (34.7 per cent). Relatively low data coverage remains an issue for indicators 5.4.1 (47.2 per cent), 5.6.1 (35.2 per cent) and 5.b.1 (43.5 per cent). The limited availability of intersectional data is a critical challenge, hindering accurate measurement efforts to leave no women or girl behind. For instance, only 15 per cent of Member States have data on indicator 5.4.1 on rural women aged 65 and older since 2000.

The SDG 5 tracker shows that, based on available data, gender equality is an increasingly distant goal. No Goal 5 indicator or subindicator has reached “target met or almost met”, only two are “close to target”, eight are at a “moderate distance to target”, three are “far from target”, one is “very far from target” and four lack sufficient data.

Targets and indicators		World	Sub-Saharan Africa	Northern Africa and Western Asia
<b>Target 5.1</b>				
<b>5.1.1</b> Overarching legal frameworks and public life	Level			
	Trend			
<b>5.1.1</b> Violence against women	Level			
	Trend			
<b>5.1.1</b> Employment and economic benefits	Level			
	Trend			
<b>5.1.1</b> Marriage and family	Level			
	Trend			

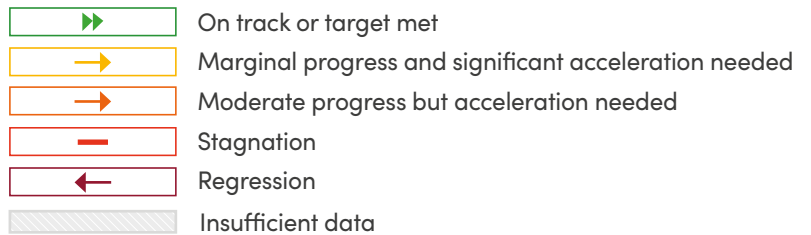
Limited baseline and trend data and a lack of timely data remain major bottlenecks in determining whether policy and spending measures to uproot gender inequality have an impact. Another challenge is the disconnect between indicators of outcomes and means of implementation. Aside from changes in laws, the global indicators framework does not track actions by countries on the means of implementation. This limits accounting for the number or impact of gender-focused investments, policies and pro-

grammes. Without this evidence base, forces driving the trajectory of SDG 5 outcomes indicators, positive or negative, remain obscured. In 2025, the thirtieth anniversary of the Beijing Declaration and Platform for Action will elicit comprehensive progress reports by countries on the implementation of the platform’s 12 critical areas of concern. This will be an invaluable opportunity to assess progress, evaluate policy impacts, and improve the evidence base.

**Level assessment**



**Level assessment**



Central and Southern Asia	Eastern and South-Eastern Asia	Latin America and the Caribbean	Oceania (excluding Australia and New Zealand)	Europe and Northern America	Australia and New Zealand

Targets and indicators		World	Sub-Saharan Africa	Northern Africa and Western Asia
<b>Target 5.2</b>				
<b>5.2.1</b> Women and girls subjected to intimate partner violence	Level			
	Trend			
<b>5.2.2</b> Sexual violence against women and girls	Level			
	Trend			
<b>Target 5.3</b>				
<b>5.3.1</b> Child marriage among women and girls	Level			
	Trend			
<b>5.3.2</b> Female genital mutilation/cutting	Level			
	Trend			
<b>Target 5.4</b>				
<b>5.4.1</b> Ratio of unpaid domestic and care work, by sex	Level			
	Trend			
<b>Target 5.5</b>				
<b>5.5.1</b> Proportion of seats held by women in (a) national parliaments	Level			
	Trend			
<b>5.5.1</b> Proportion of seats held by women in (b) local governments	Level			
	Trend			
<b>5.5.2</b> Women in managerial positions	Level			
	Trend			
<b>Target 5.6</b>				
<b>5.6.1</b> Proportion of women and girls who make informed decisions on reproductive health	Level			
	Trend			
<b>5.6.2</b> Laws on equal access to reproductive health, information and education	Level			
	Trend			



Targets and indicators		World	Sub-Saharan Africa	Northern Africa and Western Asia
<b>Target 5.a</b>				
<b>5.a.1</b> Ownership or secure rights over agricultural land, by sex	Level			
	Trend			
<b>5.a.2</b> Laws that guarantee equal land rights	Level			
	Trend			
<b>Target 5.b</b>				
<b>5.b.1</b> Women who own a mobile phone	Level			
	Trend			
<b>5.b.1</b> Men who own a mobile phone	Level			
	Trend			
<b>Target 5.c</b>				
<b>5.c.1</b> Countries with systems to track gender equality	Level			
	Trend			

Sources: UN-Women and United Nations Statistics Division, based on the latest available data and estimates as of 2024 provided by: the United Nations Department of Economic and Social Affairs, Food and Agriculture Organization of the United Nations, International Labour Organization, Inter-Parliamentary Union, International Telecommunication Union, International Union for Conservation of Nature, United Nations Children’s Fund, United Nations Educational, Scientific and Cultural Organization, United Nations Population Fund, UN-Women and World Health Organization.

Notes: Official SDG indicator names have been condensed given space limitations. Global and regional averages were reported in *The Sustainable Development Goals Report 2024 Statistical Annex* and the United Nations SDG indicator database, unless otherwise specified. For full indicator names and descriptions, see the list of gender-specific indicators below.

SDG 5 has 14 official indicators; 18 are assessed in the tracker given that indicators 5.1.1 and 5.5.1 have multiple subindicators.

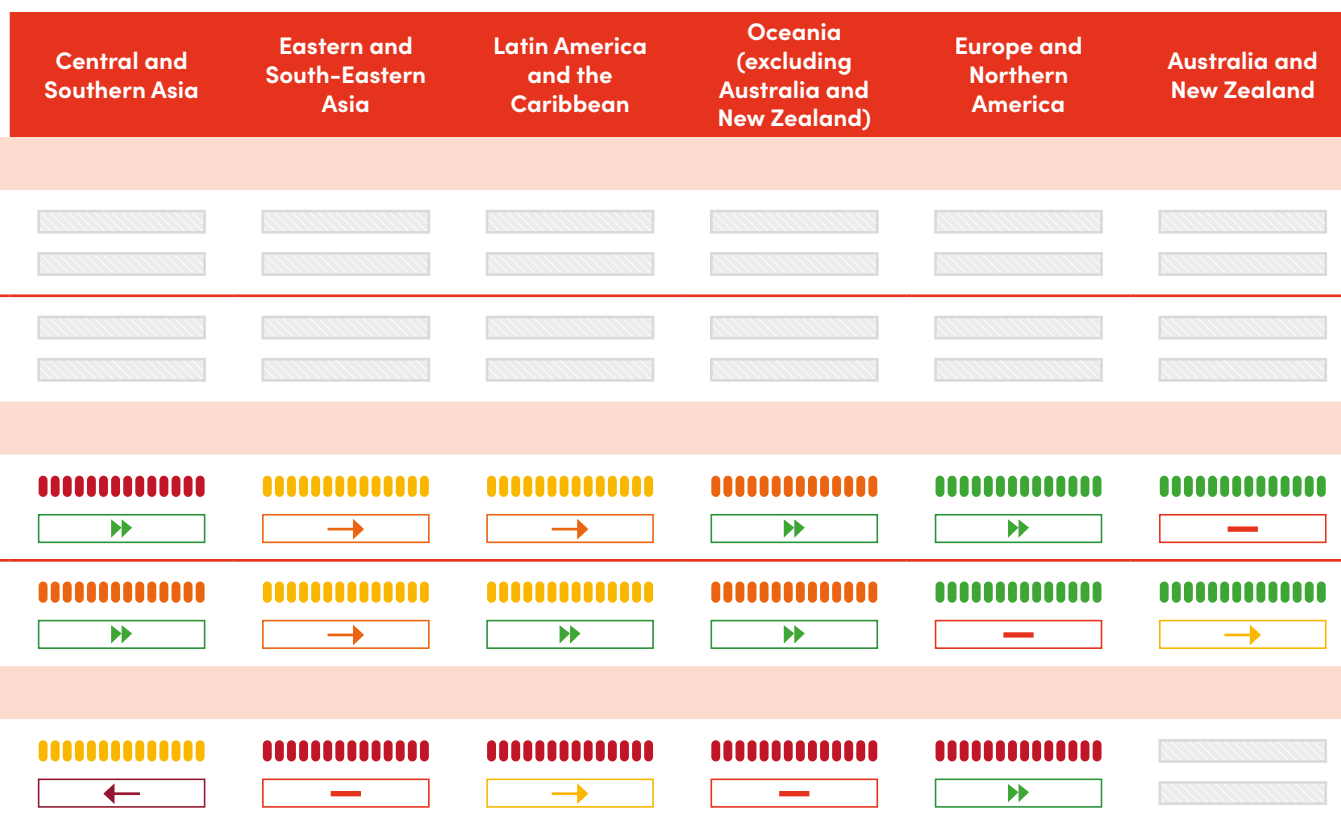
5.1.1: The trend assessment uses a baseline year of 2018 or later and is calculated per the [United Nations Technical Note for Progress Assessment 2024](#).

5.2.1: The average for the world is based on 157 countries with 90 per cent population coverage, sub-Saharan Africa is based on 39 countries with 94 per cent population coverage, Latin America and the Caribbean

is based on 26 countries with 99 per cent population coverage, Oceania (excluding Australia and New Zealand) is based on 9 countries with 96 per cent population coverage, and Australia and New Zealand is based on 2 countries with 100 per cent population coverage.

5.3.1: Covers women aged 20 to 24 years who were married or in a union before age 18. The trend assessment uses a baseline year of 2002 or later and is calculated per the [United Nations Technical Note for Progress Assessment 2024](#). The average for the world is based on 113 countries with 82 per cent population coverage. Sub-Saharan Africa is based on 39 countries with 94 per cent population coverage, Northern Africa and Western Asia is based on 12 countries with 72 per cent population coverage, Central and Southern Asia is based on 12 countries with 97 per cent population coverage, Latin America and the Caribbean is based on 18 countries with 58 per cent population coverage, and Oceania (excluding Australia and New Zealand) is based on 7 countries with 96 per cent population coverage.

5.3.2: The average for sub-Saharan Africa is based on 25 countries with 69 per cent population coverage. The average for Northern Africa and Western Asia covers Northern Africa only (2 countries and 65 per cent population coverage). Data coverage is limited for Western Asia and other remaining regions, where the practice is marginal. The trend assessment uses a baseline year of 2001 or later and is calculated per the United Nations Technical Note for Progress Assessment 2024.



5.4.1: The female-to-male ratio of time spent in unpaid care and domestic work for 93 countries is based on the latest available data in the Global SDG Indicator Database (2001 or later). The methodology and selection of age groups are based on criteria by the United Nations Statistics Division. No trend assessment is available due to limited data.

5.5.1(a): The trend assessment uses a baseline year of 2015 or later and is calculated per the United Nations Technical Note for Progress Assessment 2024.

5.5.1(b): 116 countries in the world are covered. The trend assessment uses a baseline year of 2015 or later and is calculated per the United Nations Technical Note for Progress Assessment 2024.

5.5.2: The trend assessment uses a baseline year of 2015 or later and is calculated per the United Nations Technical Note for Progress Assessment 2024.

5.6.1: The average for the world is based on 69 countries with 46 per cent population coverage. Sub-Saharan Africa is based on 37 countries with 96 per cent population coverage, Central and Southern Asia is based on 9 countries with 92 per cent population coverage, Eastern and South-Eastern Asia is based on 5 countries and 8 per cent population coverage, Latin America and the Caribbean is based on 7 countries with 12 per cent

population coverage, and Oceania (excluding Australia and New Zealand) is based on 2 countries with 85 per cent population coverage. The average for Northern Africa and Western Asia covers Western Asia only (4 countries with 3 per cent population coverage). The average for Europe and Northern America covers Europe only (5 countries with 5 per cent population coverage).

5.b.1: The trend assessment uses a baseline year of 2013 or later and is calculated per the United Nations Technical Note for Progress Assessment 2024. As values approach 100 per cent, the growth rate is expected to slow. This in part reflects the greater effort needed to extend coverage to hard-to-reach populations that have not already been reached. The lower growth rate as regions approach universal coverage results in a trend assessment of stagnation in some regions, such as Australia and New Zealand and Europe and Northern America.

5.c.1: The trend assessment uses a baseline year of 2018 or later and is calculated per the United Nations Technical Note for Progress Assessment 2024. The data represent information reported by countries from 2018 to 2021. For Northern Africa and Western Asia, the regional average should be interpreted with caution as it covers less than 50 per cent of the countries in the region. No regional aggregate for Australia and New Zealand is available.



# LIST OF GENDER-SPECIFIC INDICATORS

## Goal 1. End poverty in all its forms everywhere

### Gender-specific indicators (5)

**1.1.1** Proportion of the population living below the international poverty line by sex, age, employment status and geographic location (urban/rural)

**1.2.1** Proportion of population living below the national poverty line, by sex and age

**1.2.2** Proportion of men, women and children of all ages living in poverty in all its dimensions according to national definitions

**1.3.1** Proportion of population covered by social protection floors/systems, by sex, distinguishing children, unemployed persons, older persons, persons with disabilities, pregnant women, newborns, work-injury victims and the poor and the vulnerable

**1.4.2** Proportion of total adult population with secure tenure rights to land, (a) with legally recognized documentation, and (b) who perceive their rights to land as secure, by sex and type of tenure

## Goal 2. End hunger, achieve food security and improved nutrition and promote sustainable agriculture

### Gender-specific indicators (2)

**2.2.3** Prevalence of anaemia in women aged 15 to 49 years, by pregnancy status (percentage)

**2.3.2** Average income of small-scale food producers, by sex and indigenous status

## Goal 3. Ensure healthy lives and promote well-being for all at all ages

### Gender-specific indicators (6)

**3.1.1** Maternal mortality ratio

**3.1.2** Proportion of births attended by skilled health personnel

**3.3.1** Number of new HIV infections per 1,000 uninfected population, by sex, age and key populations

**3.7.1** Proportion of women of reproductive age (aged 15–49 years) who have their need for family planning satisfied with modern methods

**3.7.2** Adolescent birth rate (aged 10–14 years; aged 15–19 years) per 1,000 women in that age group

**3.8.1** Coverage of essential health services

## Goal 4. Ensure inclusive and equitable quality education and promote lifelong learning opportunities for all

### Gender-specific indicators (8)

**4.1.1** Proportion of children and young people (a) in grades 2/3; (b) at the end of primary; and (c) at the end of lower secondary achieving at least a minimum proficiency level in (i) reading and (ii) mathematics, by sex

**4.2.1** Proportion of children aged 24–59 months who are developmentally on track in health, learning and psychosocial well-being, by sex

**4.2.2** Participation rate in organized learning (one year before the official primary entry age), by sex

**4.3.1** Participation rate of youth and adults in formal and non-formal education and training in the previous 12 months, by sex

**4.5.1** Parity indices (female/male, rural/urban, bottom/top wealth quintile and others such as disability status, indigenous peoples and conflict-affected, as data become available) for all education indicators on this list that can be disaggregated

**4.6.1** Proportion of population in a given age group achieving at least a fixed level of proficiency in functional (a) literacy and (b) numeracy skills, by sex

**4.7.1** Extent to which (i) global citizenship education and (ii) education for sustainable development are mainstreamed in (a) national education policies; (b) curricula; (c) teacher education; and (d) student assessment

**4.a.1** Proportion of schools offering basic services, by type of service

## Goal 5. Achieve gender equality and empower all women and girls

### Gender-specific indicators (14)

**5.1.1** Whether or not legal frameworks are in place to promote, enforce and monitor equality and non-discrimination on the basis of sex

**5.2.1** Proportion of ever-partnered women and girls aged 15 years and older subjected to physical, sexual or psychological violence by a current or former intimate partner in the previous 12 months, by form of violence and by age

**5.2.2** Proportion of women and girls aged 15 years and older subjected to sexual violence by persons other than an intimate partner in the previous 12 months, by age and place of occurrence

**5.3.1** Proportion of women aged 20–24 years who were married or in a union before age 15 and before age 18

**5.3.2** Proportion of girls and women aged 15–49 years who have undergone female genital mutilation/cutting, by age

**5.4.1** Proportion of time spent on unpaid domestic and care work, by sex, age and location

**5.5.1** Proportion of seats held by women in (a) national parliaments and (b) local governments

**5.5.2** Proportion of women in managerial positions

**5.6.1** Proportion of women aged 15–49 years who make their own informed decisions regarding sexual relations, contraceptive use and reproductive health care

**5.6.2** Number of countries with laws and regulations that guarantee full and equal access to women and men aged 15 years and older to sexual and reproductive health care, information and education

**5.a.1** (a) Proportion of total agricultural population with ownership or secure rights over agricultural land, by sex; and (b) share of women among owners or rights-bearers of agricultural land, by type of tenure

**5.a.2** Proportion of countries where the legal framework (including customary law) guarantees women's equal rights to land ownership and/or control

**5.b.1** Proportion of individuals who own a mobile telephone, by sex

**5.c.1** Proportion of countries with systems to track and make public allocations for gender equality and women's empowerment

## Goal 6. Ensure availability and sustainable management of water and sanitation for all

### No gender-specific indicators

## Goal 7. Ensure access to affordable, reliable, sustainable and modern energy for all

### No gender-specific indicators

## Goal 8. Promote sustained, inclusive and sustainable economic growth, full and productive employment and decent work for all

### Gender-specific indicators (6)

**8.3.1** Proportion of informal employment in total employment, by sector and sex

**8.5.1** Average hourly earnings of female and male employees, by occupation, age and persons with disabilities

**8.5.2** Unemployment rate, by sex, age and persons with disabilities

**8.7.1** Proportion and number of children aged 5–17 years engaged in child labour, by sex and age

**8.8.1** Frequency rates of fatal and non-fatal occupational injuries, by sex and migrant status

**8.8.2** Level of national compliance with labour rights (freedom of association and collective bargaining) based on International Labour Organization (ILO) textual sources and national legislation, by sex and migrant status

## Goal 9. Build resilient infrastructure, promote inclusive and sustainable industrialization and foster innovation

No gender-specific indicators

## Goal 10. Reduce inequality within and among countries

### Gender-specific indicator (1)

**10.2.1** Proportion of people living below 50 per cent of median income, by sex, age and persons with disabilities

**10.3.1** Proportion of population reporting having personally felt discriminated against or harassed in the previous 12 months on the basis of a ground of discrimination prohibited under international human rights law

## Goal 11. Make cities and human settlements inclusive, safe, resilient and sustainable

### Gender-specific indicators (3)

**11.2.1** Proportion of population that has convenient access to public transport, by sex, age and persons with disabilities

**11.7.1** Average share of the built-up area of cities that is open space for public use for all, by sex, age and persons with disabilities

**11.7.2** Proportion of persons victim of physical or sexual harassment, by sex, age, disability status and place of occurrence, in the previous 12 months

## Goal 12. Ensure sustainable consumption and production patterns

No gender-specific indicators

## Goal 13. Take urgent action to combat climate change and its impacts

### Gender-specific indicators (1)

**13.3.1** Extent to which (i) global citizenship education and (ii) education for sustainable development are mainstreamed in (a) national education policies; (b) curricula; (c) teacher education; and (d) student assessment

## Goal 14. Conserve and sustainably use the oceans, seas and marine resources for sustainable development

No gender-specific indicators

## Goal 15. Protect, restore and promote sustainable use of terrestrial ecosystems, sustainably manage forests, combat desertification, and halt and reverse land degradation and halt biodiversity loss

No gender-specific indicators

## Goal 16. Promote peaceful and inclusive societies for sustainable development, provide access to justice for all and build effective, accountable and inclusive institutions at all levels

Gender-specific indicators (6)

16.1.1 Number of victims of intentional homicide per 100,000 population, by sex and age

16.1.2 Conflict-related deaths per 100,000 population, by sex, age and cause

16.2.2 Number of victims of human trafficking per 100,000 population, by sex, age and form of exploitation

16.2.3 Proportion of young women and men aged 18–29 years who experienced sexual violence by age 18

16.7.1 Proportions of positions in national and local public institutions, including (a) the legislatures; (b) the public service; and (c) the judiciary, compared to national distributions, by sex, age, persons with disabilities and population groups

16.7.2 Proportion of population who believe decision-making is inclusive and responsive, by sex, age, disability and population group

16.b.1 Proportion of population reporting having personally felt discriminated against or harassed in the previous 12 months on the basis of a ground of discrimination prohibited under international human rights law

## Goal 17. Strengthen the means of implementation and revitalize the Global Partnership for Sustainable Development

No gender-specific indicators

Total

Total indicators: 231

Gender-specific indicators: 52

Note: The total number of indicators listed in the global indicator framework is 248. However, since some indicators repeat under different targets, the actual number of unique indicators is 231. Similarly, the total number of gender-specific indicators listed above is 54, but the total number of unique gender-specific indicators is 52.

## Note to reader

### Notes and references

The notes and references of *The Gender Snapshot 2024* have been separately listed for each section and published on *The Gender Snapshot 2024* website. See: <http://www.unwomen.org/en/resources/gender-snapshot>.

### Data sources

The values for most indicators in the report are regional and/or subregional aggregates. In general, figures are weighted averages, using the reference population as a weight, of national data produced by national statistical systems and calculated by international agencies with specialized mandates. National data were frequently adjusted for comparability and, where lacking, were estimated.

Although aggregate figures are convenient to track progress, the situations of individual countries within a given region, and of population groups and geographical areas within a country, may vary significantly. Presenting aggregate figures for all regions obscures the lack, in many parts of the world, of adequate data to assess national trends, and inform and monitor development policies.

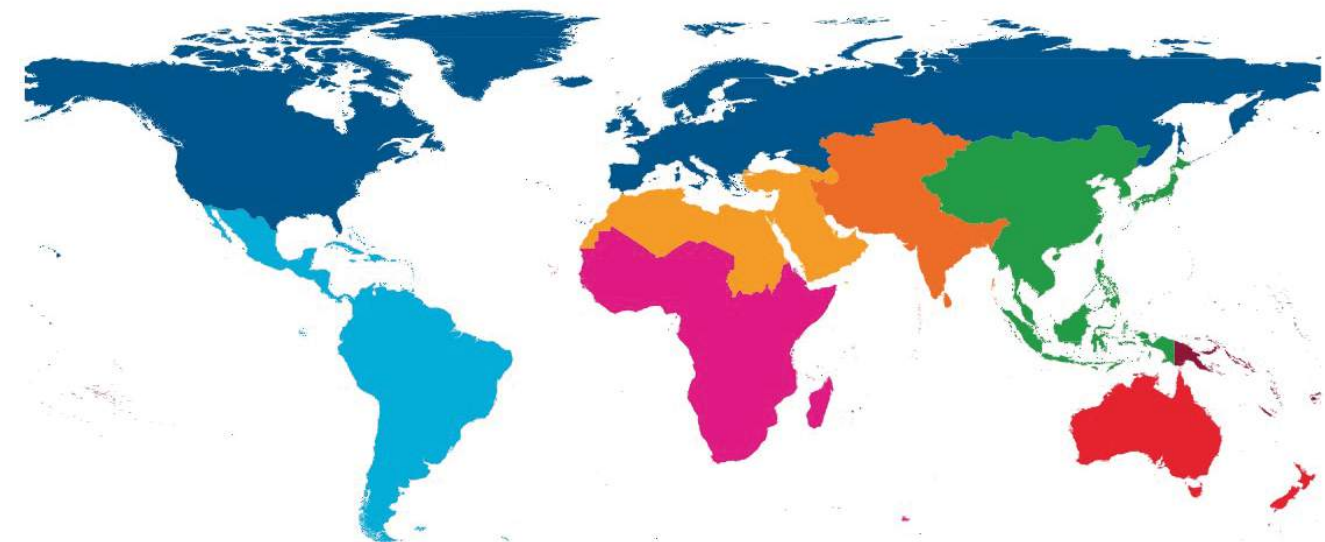
Given the emergence of new data and revised methodologies, data series presented in this report may not be comparable with previous ones.

### Regional groupings

*The Gender Snapshot 2024* presents data on progress towards achieving the SDGs worldwide and by various groups. Country groupings are based on geographic regions defined in the Standard Country of Area Codes for Statistical Use (known as M49) of the United Nations Statistics Division. The map below shows the geographic regions. For the purpose of presentation, some regions have been combined.

The text and figures present, to the extent possible, data for the least developed countries, landlocked developing countries and small island developing States, all of which are country groups requiring special attention. A complete list of countries in each region, subregion and country group is available at <https://unstats.un.org/sdgs/indicators/regional-groups/>.

The term “country” refers, as appropriate, to territories and areas. The designations employed and the presentation of the material in this report do not imply the expression of any opinion whatsoever on the part of the United Nations concerning the legal status of any country, territory, city or area or of its authorities, or concerning the delimitation of frontiers or boundaries.



- Sub-Saharan Africa
- Eastern and South-Eastern Asia
- Oceania excluding Australia and New Zealand
- Latin America and the Caribbean
- Northern Africa and Western Asia
- Central and Southern Asia
- Europe and Northern America
- Australia and New Zealand

Note: The boundaries, names and designations used on this and other maps throughout this publication do not imply official endorsement or acceptance by the United Nations.

## Acknowledgements

**Report lead:** Papa Alioune Seck

**Report authors:** Antra Bhatt, Guillem Fortuny Fillo, Farrah Frick, Yongyi Min, Heather Page, Natalia Tosi and Sokunpanha You

**Research assistance:** Asha Meagher and Yunjoo Park

**Production:** Elisa Acevedo Hernández, Claudia Itzkowich Schñadower, Mika Mansukhani and Talita Mattos

**Reviewers and contributors:** Aurélie Acoca (UN-Women), Abdoul Nasser Ahmed (UN-Women), Janette Amer (UN-Women), Julie Ballington (UN-Women), Ionica Berevoescu (UN-Women), Maija Bertule (UNEP-DHI), Paola Botta (OHCHR), Sarah Brun (UN-Women), Laura Capobianco (UN-Women), Claudia Cappa (UNICEF), Paloma Carrillo (ILO), Pablo Castillo Díaz (UN-Women), Jacques Charmes (UN-Women), Chiao-Ling Chien (UN-Women), María Isabel Cobos Hernandez (DESA), Raquel Coello-Cremades (UN-Women), Ayça Dönmez (UNICEF), Rachel Dore-Weeks (UN-Women), Sara Duerto Valero (UN-Women), Jessamyn Encarnacion (UN-Women), Michelle Gehrig (UN-Women), Paul Glennie (UNEP-DHI), Roger Gomis (ILO), Yonca Gurbuzer (FAO), Sophie Havyarimana (UN-Women), Sarah Hendriks (UN-Women), Shoko Ishikawa (UN-Women), Richard Paul Johnston (WHO), Dorian Kalamvrezos Navarro (FAO), Sneha Kaul (UN-Women), Sophie Kenneally (PARIS21), Clara Aida Khalil (FAO), Zohra Khan (UN-Women), Fatih Resul Kilinc (UN-Women), Mengjia Liang (UNFPA), Alasdair McWilliam (UNESCO), Nathan Menton (ITU), Hélène Molinier (UN-Women), Dennis Mwaniki (UN-Habitat), Valeria Nesterenko (ILO), Clara Park (FAO), Tanvi Patel (HelpAge International), José Pessoa (UNESCO), Ekaterina Poleshchuk (UNEP), Tanya Primiani (UN-Women), Seemin Qayum (UN-Women), Roberta Quadrelli (IEA), Shahra Razavi (ILO), David Rausis (UNODC), LynnMarie Sardinha (WHO), Iris Sawalha (UN-Women), Leonardo Souza (DESA), Silke Staab (UN-Women), Laura Turquet (UN-Women), Iliana Vaca Trigo (DESA), Toni-Anne Vinell Stewart (UN-Women) and Sara Viviani (FAO).

**Communications and outreach:** Fareena Alam (UN-Women), Sharon Birch (DESA), Sarah Brun (UN-Women), Paloma Escudero (UN-Women), Inés Esteban González (UN-Women), Marisa Grattan (UN-Women), Francyne Harrigan (DESA), Anu Hautalampi (UN-Women), Janine Kandel (UN-Women), Russel G. Kogan (UN-Women), Yasmine Oubahi (UN-Women), Helen Rosengren (DESA), Alison Rowe (UN-Women), Urjasi Rudra (UN-Women) and María Sánchez Aponte (UN-Women).

**Suggested citation:** UN-Women and DESA. 2024. *Progress on the Sustainable Development Goals: The Gender Snapshot 2024*. New York: UN-Women and DESA.

© UN-Women and United Nations Department of Economic and Social Affairs, Statistics Division 2024  
All rights reserved.

**Link to online report and references:** <http://www.unwomen.org/en/resources/gender-snapshot>.

The views expressed in this publication are those of the authors and do not necessarily represent the views of UN-Women, the United Nations or any of its affiliated organizations. The designations employed and the presentation of the material in this publication do not imply the expression of any opinion whatsoever on the part of the United Nations concerning the legal status of any country, territory, city or area or of its authorities, or concerning the delimitation of its frontiers or boundaries. For a list of any errors or omissions found subsequent to the report launch please visit our website.

**PDF ISBN:** 9789211067248

**Online ISSN:** 3005-2734

**Produced by:** UN-Women Research and Data Section

**Copy editor:** Gretchen Luchsinger

**Design:** Blossom.it





## PROGRESS ON THE SUSTAINABLE DEVELOPMENT GOALS THE GENDER SNAPSHOT 2024

*Progress on the Sustainable Development Goals: The Gender Snapshot 2024* is the latest edition in an annual series produced by UN-Women and the United Nations Department of Economic and Social Affairs. Covering all 17 Goals, the report highlights new data and evidence on gender equality trends and gaps. It finds that the world is still falling short on its commitments to women and girls.

There are some points of light. They include declining poverty, narrowing of gender gaps in education and a push for positive legal reforms. Yet just six years before the 2030 deadline for the Goals, not a single indicator under the gender equality Goal has been fully achieved.

Ending extreme poverty among women could take 137 more years at the current rate of change. No country has all relevant laws to prohibit discrimination, prevent gender-based violence, uphold equal rights in marriage and divorce, guarantee equal pay, and provide full access to sexual and reproductive health. Gender parity in parliaments may not be reached before 2063. The report stresses the high cost of not investing in women's rights, and calls attention to proven solutions that benefit women, girls and entire societies. It champions radical action to shift the current trajectory and dramatically accelerate progress on gender equality and women's rights.



220 East 42nd Street  
New York, NY 10017, USA  
[unwomen.org](http://unwomen.org)  
[facebook.com/unwomen](https://facebook.com/unwomen)  
[x.com/un\\_women](https://x.com/un_women)  
[youtube.com/unwomen](https://youtube.com/unwomen)  
[flickr.com/unwomen](https://flickr.com/unwomen)



**United Nations** | Department of Economic and Social Affairs

Statistics Division,  
UN Department of Economic  
and Social Affairs  
[unstats.un.org](http://unstats.un.org)  
[unstats.un.org/sdgs](http://unstats.un.org/sdgs)  
[twitter.com/UNStats](https://twitter.com/UNStats)